


ISCEV Newsletter 2014

Edited by Hamilton & Bach



Contents

From the President	1-2
Message from the Secretary-General	2
Report of the Director of Education	3
Report of the Director of Standards	3
Report of the Editor-in-Chief, <i>Doc Ophthalmol</i>	4
Report of the Treasurer	4-5
Report of the Director of Communications	6
Reports of the Regional Vice-Presidents	6-8
Caption Competition	8
Recollections of a Symposium:	9-10
Emiko Adachi Award 2013	11
Eberhard Dodt Memorial Award 2013	11
Dawson Memorial Lecturer 2013	12
53rd ISCEV Symposium: - Ljubljana, Slovenia	13
54th ISCEV Symposium: - Singapore	13
Minutes of the 2013 membership meeting	14-15

From the President



Dear friends and colleagues, here we are at the third meeting when, as President, I introduce our Newsletter. Every year, living the life of the Society as part of the board, I have admired the great work done by all its members. This year there have been changes in strategic positions for the Society: the treasurer post has passed from Ulrich Kellner to Mathias Seeliger; Graham Holder has finished his turn as the Director of Education and the new Director is Dorothy Thompson; Laura Frishman has been replaced by Pierre Lachapelle as

Editor in Chief. We also have two new members at large: Mary Johnson and Charlotte Reiff. I am grateful for what has been done for the Society by those who have now left their positions, and for all that is being done by the new appointees who are already working hard. It is not easy to take up these roles which require such delicate knowledge of techniques, bureaucracy and finance. After 12 years of managing the treasury, handing over the reins to Mathias Seeliger has been a particularly delicate and complex task for Ulrich Kellner. It is important, in these rotations of officers, to understand the underlying mechanism of participation on the Board: members who join the Board as a member at large learn about the strategies that govern the life of the Society and prepare to take over assignments of greater responsibility in future. Maintaining a high professional profile of Board members is ensured by the slow turnover of such members, all of whom are generous, highly qualified people who, sooner or later, will commit their time and expertise to covering Board of officers positions within the Society in the future.

We still have fresh memories of the beautiful congress organized in Chongqing that allowed us to get to know the city of Prof. Zheng Qin Yin and co-workers. The venue was sumptuous, the scientific level high and the activities which the organizers worked so hard to offer us were magnificent. Attention was paid to every detail: I remember, as a small example, the blue raincoats provided for the slightly damp trip to the astonishing and beautiful Dazu rock carvings and the tour guide whom Shiying Li found to coordinate the group photo. As usual, the purpose of our Society's presence in different countries is both to transmit our knowledge to people who otherwise would find it difficult to attend our meetings, and to give us a chance to learn about different cultures and traditions.

Organising the Symposium remains a key and crucial task. This year a lot of energy has been put into improving the structure of the website and the new role of Symposium Coordinator taken up by Colin Barber, together with the work of the organizers of the Symposium for 2014, has had an excellent result which has allowed us to keep costs down, something we have been trying to do in recent years, and to still, nonetheless, offer excellent scientific and social programs.





In order to encourage young people to become involved in our field, this year we have offered more grants, both to help finance congress attendance and also to offer funding to those who would like to attend our courses. Our treasurers keep our feet firmly on the ground by constantly reminding us how important a virtuous use of resources is. Membership fees remain the main income of the Society and it is important that everyone realizes it. Our website is a point of reference for all of us, and the list of members is particularly precious. We have decided that as well as stipulating that only fully paid-up members will receive our journal DOOP, as from now inclusion in the list of members published on our site will also depend on having paid membership dues. When you pay, your name/address will be added to the list ... so do not forget to respond to the invitation of the treasurer to pay the annual fee as soon as possible!


The programs of the Society are always ambitious and our courses, popular all over the world, remain a cardinal point for the dissemination of our knowledge. We are currently evaluating collaborations with the International Council of Ophthalmology (ICO) and the European Board of Ophthalmologists (EBO) which will entail a heavy commitment for both the Director of Education and for those who want to participate in these projects. Making our work known to the widest possible audience is a priority for me.

Our Standards are regularly reviewed and, during the past year, the questionnaire on the use of the ERG that was distributed gave interesting results that help us understand what the priorities in our practice should/could be. These findings will be invaluable in informing the ERG Standard revision.

Our local meetings and courses in diverse countries are and remain fundamental to the Society's mission and we offer heartfelt thanks to all those members who continue to give their precious time and energy to organizing these meetings. In particular, I would like to mention that this year Mitch Brigell; as well as having accepted responsibility for hosting this Symposium, he has also been able to coordinate the meeting of ISCEV@ARVO. We must be very grateful to Mitch for what he has done because his great commitment has unfortunately been marred by sad family events. However, Mitch should be proud of what he has been able to do and of the great team that has supported the preparation of our meeting.

With affection, Patrizia Tormene

Message from the Secretary-General



Pleasingly, our membership remains stable from previous years. Changes on the Board, as Patrizia has mentioned (p1), mean both regret at the loss of experienced, valued colleagues but also refreshing new approaches in key areas of ISCEV work: the treasury, our educational courses and our journal.

CEVnet thrives, livening up our inboxes with interesting cases and other electrophysiological issues: we owe Scott Brodie a debt of gratitude for the work which he does to maintain this service. Communication via social networks is on the increase: our facebook page has 250 followers, mostly young(er) clinicians, and some posts attract about 800 views. I try to keep the posts focused on clinical findings, most using electrophysiology, but general visual papers of particular interest often make it in too. Feel free to contact me if you want jobs or courses advertised this way. Similarly, ISCEV's LinkedIn group keeps growing. If you use these networks, may I encourage you to like us, or join: this helps to spread our message.

We do spread our message in person too: ISCEV is invited to participate at SOE and at EVER, and participation in regional meetings and courses is healthy—more in other reports in this newsletter. I had the pleasure of meeting Diana Epstein of Di-Ep Biomedical Editorial Services, the Managing Editor of Documenta Ophthalmologica, whom many of you will know through the journal submission process. She is an enthusiastic and highly competent individual, which reassured me that our journal, with its new Editor-in-Chief (see p4) is in good hands. The Secretary-General's office continues to conform to Scottish stereotype by spending relatively little, mostly due to high use of electronic processes for voting and communication.

Over the last year, a dismaying number of members of the ISCEV Board have suffered illness or loss of close family members, and I would like to offer our thoughts and sympathies to them. They have nonetheless continued with their duties: it is remarkable that ISCEV business has continued despite their difficulties with barely a falter of pace.

Please let me know if your email changes, as it saves us much work and time chasing up bounced addresses, and please remember that the Newsletter is electronic only, so put a copy on your gadget to bring to Boston.

Ruth Hamilton



Report of the Director of Education



The Director of Education (DoE) is responsible for organising the human clinical electrophysiology of vision course, which is a companion to the annual ISCEV meeting. It has been my pleasure to have been a faculty member on a number of ISCEV courses directed by Graham Holder since he took DoE office in 2001. Graham has worked to develop the ISCEV course and its faculty, and each year delivered a high quality, case-based course encompassing the breadth of clinical visual electrophysiology. ISCEV courses under his directorship received excellent feedback from the participants. As I take over the DoE position this year I would like personally to congratulate Graham on his many successes and formally to thank him, and all the local course organisers, for giving so generously of their time and energy over the years to support ISCEV education.

Last year's meeting in Chongqing, hosted by Zheng Qin Yin, was no exception. With the help of an engaging and versatile team of local organisers the day and a half-long human course was well attended and enjoyed lively debate from the faculty that comprised: Bach, Holder, Hogg, Reiff and Thompson, with a concurrent animal course organised by Lei and Seeliger.

Graham's distinctive contribution to the ISCEV course is a tough act to follow, and I'm very pleased that he and some other previous faculty will continue to support this year's course. We will also be joined by experienced local speakers and some new faculty to give a fresh look at old topics. The 2014 course is longer than previously, which allows us additionally to share key talks with the animal course, organised by Seeliger, and to incorporate extended and structured practical sessions with the faculty. These demonstrations are made possible through the continued support of the manufacturers. The international 2014 ISCEV faculty includes Michael Bach, Scott Brodie, Paul Constable, Anne Fulton, Laura Frishman, Ruth Hamilton, Chris Hogg, Graham Holder, Mineo Kondo, Dorothy Thompson, Suresh Viswanathan, Mathias Seeliger, Bo Lei and Naoyuki Tanimoto.


ISCEV members intending to run 'ISCEV approved' courses are reminded to forward details of course content and faculty to the DoE. We can then help publicise your meeting using the ISCEV website, newsletter, facebook and LinkedIn.

In March the annual Moorfields Clinical Electrophysiology Course took place in London, UK with faculty: Audo, Bach, Hogg, Holder, Leroy, Niemeyer, Robson (AG), Patel, Thompson. In early July the annual Munich Electrophysiology Course "Function meets Morphology" organised by Berninger (in German) took place and in September, in Manchester, UK the annual BriSCEV 2014 course will discuss colour and visual electrophysiology. ISCEV continues to have a presence at international meetings, e.g. participating in special interest sessions at EVER 2014 or running ISCEV special interest sessions at SOE 2015. ISCEV members who are invited to contribute clinical visual electrophysiology teaching as keynote or education programmes may like to let me know so I can build an international profile of ISCEV educators and advise those seeking faculty support across the globe. The ISCEV course content is being mapped to requirements for ophthalmology and scientist training programmes internationally and a small group of ISCEV members interested in education will be convened to help with this. Most importantly, I will work hard as DoE in the coming years to ensure friendly, accessible, relevant interchange continues to underpin ISCEV education.

Dorothy Thompson

Report of the Director of Standards

Twenty-five years after the first published Standard*, we are in the midst of a re-draft of the 2014 update of the ISCEV Standard for full-field electroretinography (ERG). Committee work this year was held back by unexpected events so we will take the unusual step of presenting the re-draft to the whole membership for consideration without a formal committee. While the essentials of full-field electroretinography are unchanged, ISCEV strives to modernize and clarify our most widely used Standard. Thanks to the 143 ISCEV laboratories who responded to the ISCEV survey of full-field electroretinography carried out at the end of 2012†, we started our re-drafting with a wealth of information about current practice. For example, it is out-dated for the Standard to specify a flash stimulus by its equivalence to a xenon discharge lamp. Before this newsletter goes to press, we will be gathering input from the ISCEV membership on the latest update to her ERG Standard and looking forward to the ISCEV Symposium in Boston with the opportunity for face-to-face discussions. My focus will then turn to the updating of the two overarching Guidelines: the Guidelines to clinical applications and procedures and the technical Guidelines for recording and calibration, which support the educational and informative aims of ISCEV.



Daphne McCulloch

* Marmor MF et al. Arch Ophthalmol 1989; 107: 816-819

† www.iscev.org/misc.html#erg-survey2013



Report of the Editor-in-Chief, *Documenta Ophthalmologica*



It is with great pleasure that I present my first report as Editor-in-Chief of our journal, *Documenta Ophthalmologica*. During 2013, 127 manuscripts were submitted, 37 case reports and 90 original research reports. Of these 127, 68 were rejected (26 on the basis that they were not within the scope of our journal, i.e. not on electrophysiology of vision) and 46 were accepted: the remainder are still at different stages of the review process. Although on first analysis our rejection rate appears relatively high at 54%, in reality, without the 26 manuscripts not corresponding with the scope of our journal, the rejection rate becomes 33% – assuming that those manuscripts still under review will be accepted, which may not necessarily be the case.

In 2012 the impact factor (IF) of our journal ranked 29th in the ophthalmology category with a score of 1.542 and 19th when considering the 5-year IF (score of 2.159), suggesting potential to improve. Given that the IF is the number of citations received per paper published in a given journal, different approaches to increase the IF could be envisaged, such as maximizing the impact of key publications, for example by favoring review papers written by authorities in the field, or by publishing highly citable papers in the first issue of each year, thus giving them the maximum chance of being cited, as we try to do with our Standards. Alternatively, more artificial strategies could be employed such as limiting the number of papers published per year, only publishing papers that have the highest potential of being cited or asking authors to cite a minimum number of *Documenta* papers. Although I do not see the purpose of my role solely to increase or even maintain the IF of our journal, it is true that I could adopt such strategies. However, what counts is the scientific excellence and the relevance of the manuscripts that we publish. Although scientific excellence is first and foremost the responsibility of the authors, it is also the duty of the reviewers to make sure that only high quality manuscripts, whether original research or clinical cases, are deemed worthy of publication. Likewise, it is also the responsibility of the review process to ensure that good quality science is not turned down simply because it is not well packaged, for example due to poorer English or poorer quality illustrations. Although I fear that the latter challenge will be difficult to overcome, I will, with the help of the Editorial Board Members, make every effort possible to be sure that those who have valuable information to communicate will get a fair chance to do so.

Our journal is a Society journal and in that respect the issues that are covered in the manuscripts we publish should be of interest to most of us. Similarly, the membership of our Society covers all of the expertise needed in order to offer an adequate review of the papers that are submitted to our journal and, theoretically, I should not have to seek opinions outside of our membership. Consequently, in the next couple of weeks I plan to contact members by email requesting details of your field of expertise as well as your availability (i.e. number of papers per year, time of the year when available, etc.) so that we can optimise the contribution of our members to the review process. I most sincerely hope that you can promptly accept this invitation to participate in this important activity that is so vital for the well-being of our Society. It is with your help as authors and reviewers that our journal will maintain its high quality of published manuscripts, so that each and every one of us will be eager to receive and read each issue, and proudly choose *Documenta* as the top journal in which to publish our work.

Pierre Lachapelle

Treasurer's Report

Last year's treasurer's report was a farewell from Ulrich Kellner. Ulrich would like to thank you for your trust in him. He has enjoyed several positive comments received over the last year and has now handed over the office to me. I would like to acknowledge his help with compiling this year's report.

The accompanying spreadsheet displays the financial data for 2004–2013 and an estimate for 2014. The figures are given in euros, as all funds except for the US dollar account are held in euros. The accounting and tax records must also be reported in euros. The financial outcome in 2013 was balanced. Due to the change of timing for DOOP billing, a double payment was necessary in 2013 after no payment was made in 2012. Handing over of the treasurer's office and additional test payments for the Online Payment system increased the treasurer's office costs, whereas the Secretary General subsided by the available funds.

The new Symposium website has increased the direct income from Symposium fees, which will be transferred to the organizers as needed. A greater amount occurs in 2014 because the Chongqing meeting accounting was finalized in 2014. As additional pre-financing might be necessary for the 2015 meeting, the budget for 2014 looks unbalanced; however, this has occurred several times in previous years, as a review of previous newsletters will show.

Please do not hesitate to contact either myself or Ulrich with any questions regarding the treasurer's report. I look forward to seeing you in Boston: Ulrich is looking forward to his father's 88th birthday celebrations and will stay in Germany.

Best regards, Mathias Seeliger & Ulrich Kellner

Treasurers Report											
(Euro)	2004	2005	2006	2007	2008	2009	2010	2011	2012	2013	2014
	closed	closed	closed	closed	closed	closed	closed	closed	closed	closed	estimated
Income											
Membership dues	29,227.95	27,138.00	33,943.97	28,090.23	23,855.55	23,521.15	25,518.88	29,472.77	28,903.42	29,400.00	28,000.00
Symposium income through treasurers office	0.00	28,638.16	5,440.89	0.00	0.00	0.00	0.00	0.00	0.00	44,069.97	70,000.00
Bank account interests	1,493.39	1,102.97	2,172.38	3,252.53	2,887.38	1,785.54	1,536.14	1,067.59	111.99	1,289.84	1,000.00
Publisher editorial payment	8,264.17	3,975.00	6,846.85	10,829.44	5,775.25	6,738.15	6,158.80	25,041.46	13,409.00	15,549.58	13,000.00
Symposium return (income & returned pre-financi	0.00	19,128.63	22,343.00	0.00	0.00	1,919.79	0.00	14,823.25	5,000.00	0.00	10,000.00
Dawson Lecture	0.00	0.00	0.00	0.00	0.00	0.00	0.00	3,600.00	3,570.00	3,600.00	3,600.00
Other income	0.00	500.00	0.00	0.00	0.00	0.00	0.00	0.00	0.00	0.00	0.00
Total Income	38,985.51	80,482.76	70,747.09	42,172.20	32,518.18	33,964.63	33,213.82	74,005.07	50,994.41	93,909.39	125,600.00
Expenditure											
Treasurers office	255.27	540.62	735.49	1,039.31	0.00	0.00	30.00	96.75	121.26	1,213.90	600.00
Check handling fees, bank charges	1,468.13	532.17	413.83	221.99	119.35	132.60	207.54	340.94	153.41	327.34	400.00
Credit card handling fees	1,347.27	2,558.88	1,992.41	1,540.32	1,404.16	1,190.20	1,443.39	1,617.38	1,564.51	3,686.65	4,000.00
Internet services	1,135.26	162.58	569.55	213.54	569.96	212.96	212.96	598.79	1,605.26	2,961.71	3,000.00
Lawyer	3,297.32	131.10	139.20	0.00	0.00	0.00	0.00	0.00	0.00	0.00	0.00
Accounting	0.00	1,044.00	696.00	714.00	357.00	0.00	0.00	0.00	2,501.98	0.00	1,500.00
Secretary general office	4,697.91	4,227.60	14,828.00	2,587.20	9,295.54	4,203.40	0.00	0.00	6,951.50	0.00	1,000.00
Editors office	4,098.00	1,062.50	0.00	0.00	0.00	0.00	0.00	0.00	0.00	0.00	0.00
ISCEV Subscriptions DOOP	27,825.00	31,561.50	26,999.50	26,250.00	26,250.00	26,250.00	26,248.71	28,569.00	0.00	52,483.50	27,000.00
Symposium financing	44,095.50	46,302.48	12,776.57	7,363.23	1,980.26	9,087.03	18,930.85	6,199.02	571.79	20,562.82	130,000.00
Travel grants	2,904.85	2,457.20	2,893.12	3,499.28	4,870.38	6,990.00	8,000.00	4,300.00	5,000.00	4,685.00	5,000.00
Dawson lecture	0.00	0.00	0.00	0.00	0.00	0.00	0.00	3,600.00	3,500.00	3,600.00	3,600.00
Lab visits	0.00	0.00	0.00	0.00	1,463.19	6,343.81	0.00	4,500.00	3,500.00	2,500.00	0.00
Total Expenditure	90,869.24	90,040.01	61,308.18	42,389.56	46,309.84	54,410.00	55,043.45	49,725.13	25,348.45	90,807.02	175,500.00
Balance											
Total Income - Total Expenditure	-51,883.73	-9,557.25	9,438.91	-217.36	-13,791.66	-20,445.37	-21,829.63	24,279.94	25,645.96	3,102.37	-49,900.00
Assets (as of 31.12.200x)											
USD Account	906.73	12,591.99	12,888.32	6,266.13	3,958.97	837.38	492.95	4,342.99	7,871.62	11,101.87	5,000.00
EURO Account	6,402.89	12,765.81	22,492.33	35,278.37	28,940.95	9,544.35	6,784.39	75,735.72	23,127.03	33,393.44	6,100.00
Deposit	136,394.27	108,624.58	107,122.08	99,701.48	101,425.24	101,385.41	84,771.43	35,166.30	109,917.72	102,507.97	87,000.00
Total Assets	143,703.89	133,982.38	142,502.73	141,245.98	134,325.16	111,767.14	92,048.77	115,245.01	140,916.37	147,003.28	98,100.00
Members (paid, honorary & emeritus)	276	264	283	290	272	275	283	262	306	305	280



Report of the Director of International Communications



As the ISCEV officer with the title designated above it is my privilege and duty occasionally to clutter your inboxes. Nearly all of us, I guess, receive more email than desirable. So I do try to keep the messages to a minimum, sometimes even combining messages at the peril that only the first part is read...

On with news of our website: The ISCEV Symposium 2014 website is, again, produced within our own domain. This saves sizable costs while adding to my workload. I am thankful to Anne Moskowitz, who diligently provided material and proofed.

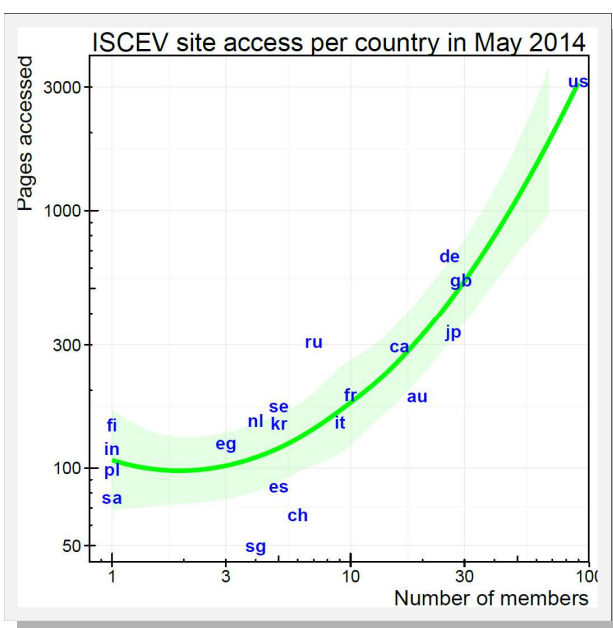
In April this year I migrated our entire website to a commercial hosting service. Previously, the computing center of Freiburg medical school had hosted our pages – free of charge for 18 years! With the new host, for a modest rate, we have a number of advantages. For one, it is easier for me to set up email aliases: You can reach our President via president@iscev.org, and the other

officers have similar office-related addresses as can be gleaned from the homepage <http://iscev.org> (as an aside: in all email addresses, capitalization is only eye candy and not important to reach the addressee). Another advantage with the new hosting provider is

good access statistics. To make something of it, I created the accompanying plot: the abscissa represents number of ISCEV members per country, the ordinate represents cumulative web pages accessed per country in May (not necessarily from the members); a loess smoother with \pm SEM appears in green. On log-log axes there is a clear relation between local membership size and web access. The numbers may not be generalizable, since in May there will have been much access concentrating on the Symposium pages.

A so-far unresolved problem exists, unfortunately, for our Chinese colleagues. For reasons we have not been able to fathom, ISCEV.org is largely blocked in China. There exist workarounds (contact me), but it's not satisfactory; we'll keep track of it.

That concludes my report for this year. As always: if you have complaints or suggestions, don't hesitate to contact me. If you are satisfied, don't hesitate to give me a hug.



Michael Bach

Regional Vice-Presidents' Reports

The Americas



ISCEV continues to maintain a strong profile in North America. Three ISCEV members (Byron Lam, Mike Marmor, and Mitch Brigell) held a one-hour course at the annual meeting of the American Academy of Ophthalmology in New Orleans. The course was well attended and will again be offered at the 2014 meeting in Chicago. ISCEV@ARVO was held on May 2, 2014 at the Orlando Hilton. Approximately 60 individuals attended and enjoyed a varied program ranging from clinical case studies to studies of vernier offset VEPs and the use of the ERG and VEP in pre-clinical toxicology laboratories.

Finally the Organizing Committee for the upcoming ISCEV annual Symposium in Boston (Colin Barber (Symposium Coordinator - Board Liaison), Mitch Brigell, Scott Brodie, Anne Fulton, Karen Holopigian, Mary Johnson, Jonathan Lyons, and Anne Moskowitz) have been feverishly working to prepare what we think will be a very enjoyable and enlightening event. Hats off to Anne Moskowitz, who has gone well beyond the call of duty to ensure that the committee attends to every detail of the meeting. I look forward to seeing many of you in Boston.

Mitch Brigell



Asia & Australasia

This year has been an active one for ISCEV members in the Asia and Oceania. First of all, I would like to thank Prof. Zheng Qin Yin and her team for their excellent organization of the 51st ISCEV Symposium. We had tastes of Chinese culture and cuisine, sometimes very hot and sometimes not. Details of the Symposium are being reported by Dr. Shiyong Li in this newsletter (p9).

The 3rd joint meeting of Korean and Japanese Society for Clinical Electrophysiology of Vision (KSCEV and JSCEV) was held in Osaka, accompanied with the 61st JSCEV annual meeting on 4 and 5 October 2013.



The meeting was organized by Prof. Takashi Fujikado. About 140 ophthalmologists and researchers attended the meeting. Prof. Eberhart Zrenner lectured on *The Subretinal Implant Alpha IMS to deliver Useful Vision in Photoreceptor Disease*.

There were also two symposia entitled *Retinal degeneration – physiology, pathogenesis, and reconstruction* and *Therapeutic strategies for retinal dystrophy*.

Shuichi Yamamoto

Europe and Africa

Visual electrophysiology has continued to show a strong presence in Europe during the past year with a good range of national or regional conferences, seminars at larger meetings and teaching courses.

SEVE, the French electrophysiology society met on 10th May 2014 in Paris with a clinical programme hosted by Martine Crochet.

German language events included an electrophysiology seminar at the Deutsche Ophthalmologische Gesellschaft (ISCEV@DOG) meeting (19–22 September 2013) in Berlin and the 17th Electrophysiology for Ophthalmologists seminar in Siegburg led by Ulrich Kellner (8–9 November 2013). On 4–5 July 2014, the 22nd Munich Electrophysiology Course took place under the leadership of Thomas Berninger.



The European Association for Vision and Eye Research (EVER) met in Nice (18–21 September 2013) and Graham Holder and Bart Leroy led an electrophysiology seminar (ISCEV4EVER) covering electrophysiological tests, their application to acquired disease and inherited disease and their place alongside other imaging modalities.

In the UK, Moorfields Eye Hospital conducted its well-known course on Clinical Electrophysiology of Vision from 18–21 March 2014 led by Graham Holder and Chris Hogg. The Royal College of Ophthalmologists Congress in Birmingham (20–22 May 2014) hosted an electrophysiology seminar. The theme was “medically unexplained visual loss” and the seminar was led by Mich Michaelides and Graham Holder and was once again well attended.

Because of the timings of the 2013 and 2014 ISCEV congresses, BriSCEV has not held a meeting since June 2013, but will meet in Manchester in September 2014. It will be led by Neil Parry and, reflecting Neil’s research interests, is likely to have a colourful theme. BriSCEV has also been busy in the political arena during the last year. There is an initiative to achieve consistent standards of training, assessment and accreditation of clinical scientists in the UK with a programme known as “Modernising Scientific Careers”. BriSCEV, with support from the Royal College of Ophthalmologists, has



designed and submitted a curriculum for the training of future consultant clinical scientists in visual electrophysiology, as briefly mentioned in the Director of Education's report (p3).

Europe was well represented at the 51st ISCEV congress in Chongqing, China (13–17 October 2013) – see photos below (photo credits: Malcolm Brown). For many of us, it was our first experience of China and a very memorable one. The local team led by Zheng Qin Yin and Bo Lei made us very welcome and the scientific programme was excellent. For the British contingent, the replica of Big Ben by the Yangtze River a little rain made us feel quite at home. Bo Lei assumed the awesome responsibility of referee of the ISCEV Olympics and host of the final banquet. His performance was so good that we suspected that he might actually be Colin Barber in disguise!



Richard Smith

Caption competition

It's back by popular demand!


Last year's winning caption is shown to the right. Unfortunately, the witty winner failed to provide their name so the generous prize will be rolled over and doubled for 2014! If that isn't incentive enough, this year's photo again features Colin Barber—see below...



The losing team knows that the laxative chocolate they gave the ISCEV referee would soon start to work

The photo shows Colin Barber (left), Ido Perlman and his wife Rena, and a trophy, and was taken during the Eilat meeting in 1999.

Think you can do better than last year? Members are welcome to submit captions to Richard Smith, either in person in Boston, or by email to richard.smith@doctors.org.uk. As always with ISCEV social events, judging will be impartial and objective.



Your winning caption could be here...



Recollections of a Symposium: Chongqing 2013



All the delegates in the foyer of the Symposium venue, the Sheraton hotel, Chongqing.

The 51th ISCEV Symposium was held in Chongqing, the mountain city of China, from 12–17 October 2013. This was the second occasion on which an ISCEV Symposium took place in China: in 1990, Professor Lezheng Wu hosted the XXVIII Symposium in Guang Zhou.

The opening ceremony was held on 14 October and was hosted by Professor Zheng Qin Yin, (Southwest Eye Hospital, Third Military Medical University) and Professor A Patrizia Tormene as President of ISCEV. Professor Xiong Li Yang (Academician of the Chinese Academy of Sciences, from Fudan University) gave the William Dawson Memorial Lecture (see report on p12).



Professor Tormene welcomes the delegates



Professor Zheng Qin Yin delivers an invited lecture

Professor Zheng Qin Yin and Professor Lezheng Wu (Zhongshan Ophthalmic Center of Sun Yat-Sen Medical University) gave the invited lectures, on multiple evaluation of visual electrophysiology in glaucoma and transplantation of retinal progenitor cells into the subretinal space of retinitis pigmentosa patients respectively.



Professor Yutaka Tazawa gave the Emiko Adachi lecture: see page 11 for a full report.

Over 140 international representatives attended the meeting, including more than 60 ISCEV members. 104 papers were submitted. Nine sessions were arranged covering topics such as retinal degeneration, origins of electrophysiological signals, vessels and toxicology. Within these sessions were many highlights, with complex science presented. Recent achievements of visual science and clinic research were extensively shared and discussed. The application of electrophysiology of vision to ophthalmic diagnosis and research was emphatically covered, underpinned by basic concepts, basic technologies and current developments.



The local organizing committee with Board members at the farewell banquet on a Yangtze river cruise

At the end of the Symposium, ISCEV committee members were nominated and the first rounds of elections were held.

The organising committee worked extremely hard to make the Symposium a success. The social and networking programme was very successful, including a visit to the UNESCO World Heritage site of the Dazu Rock Carvings. Following this, the ISCEV Olympics were held at the beautiful Longshui Lake, where even rain showers could not dampen the enthusiasm of the Olympics teams as they bounced ping pong balls, ran three-legged races and dressed and carried traditional Chinese brides around the pagoda.



Anne Moskowicz and Pierre Lachapelle as bride and groom

The winners were Asia, largely due to Matthew Lee's choreography of their unforgettable rendition of Psy's Gangnam Style.



The Asian Olympic team carry their bride



The Emiko Adachi Award & Lecture: Professor Yutaka Tazawa



Professor Yutaka Tazawa, Professor Emeritus in the Department of Ophthalmology at Iwate Medical University in Japan, was honored with the prestigious Emiko Adachi Award at the 51st ISCEV Symposium. Winners of the Emiko Adachi award have to meet strict criteria, which include having “a record of outstanding service to ISCEV over a long period” and “a significant scientific contribution to clinical electrophysiology of vision”. Professor Tazawa is definitely a true representative of such distinguished ISCEV members who meet these criteria.

Professor Tazawa has been a member of ISCEV since 1974 and regularly attends ISCEV meetings. He served as a board member from 1978 to 1982, and starting in 1983, as Vice President for the next 8 years. His largest contribution to ISCEV was his work on organizing the 16th ISCEV

Symposium, of which he also served as the President, which took place in Morioka in 1978. Other leadership roles have included serving as the president of the Japanese Society of Clinical Electrophysiology of Vision (JSCEV) for many years.

Professor Tazawa did his residency in ophthalmology and performed postgraduate work at Iwate Medical University under the supervision of Professor Kitetsu Imaizumi, who was a pioneer of corneal transplantation in Japan. Professor Imaizumi's work led to subsequent studies that examined the possibility of whole eye transplantations. As a result, Professor Tazawa's early work with Professor Imaizumi led to his participation in helping to develop a new system capable of sustaining eyes long after removal; this made it possible for eyes to be used in transplantations performed at a later time. To accomplish this work, he temporarily relocated to the University of Oregon Medical School and worked with Professor Seaman, a hematologist. During this time, he successfully developed his own system to record ERGs from perfused bovine eyes, the results of which were first published in 1972 in *Investigative Ophthalmology and Visual Science*. He continued to research perfused bovine eyes using the system he developed, and in conjunction with his research fellows, he was able to determine how hypoxia and hypothermia affected the ERG.

After Professor Tazawa was promoted to Professor and Chairman of Ophthalmology at Iwate Medical University in 1975, he dedicated himself to clinical electrophysiology research. With his co-workers, he studied the ERG c-wave in patients with retinal diseases, with many new findings. His interest in the mfERG led to the detection of a new wavelet; the “s-wave”, originating from retinal ganglion cells. Professor Tazawa and his co-workers actively researched the s-wave and elucidated its usefulness in functional analyses of glaucoma and optic nerve diseases.

In 2013, Professor Tazawa presented the Adachi lecture at the 51st ISCEV International Symposium, with Professor Adachi herself in the audience. His lecture, “From memories of research life in my young days”, shared his experiences from his research on perfused bovine eyes, and provided interesting details on how he overcame many difficulties utilizing novel ideas and his passion for the research. At the end of the lecture, he thanked all of the ISCEV members and their friends for encouraging others after the Great East Japan Earthquake in 2011. All of the ISCEV members present at this Symposium found his lecture to be both educational and inspiring.

We congratulate Professor Tazawa for all of his work that led to his receiving the Emiko Adachi award. In addition, we would like to thank him for his long-standing contributions to the clinical electrophysiology of vision.

Shigeki Machida, MD, PhD

The Eberhard Dodt Memorial Award: Suna Jung



The 18th Eberhard Dodt Memorial Award was awarded to Suna Jung from Montreal Children's Hospital—Research Institute, McGill University, Montreal, Canada, for her paper “Blindness following neonatal hypoxia-ischemia: retinal or cortical?”. Frau Dodt was not able to attend the Symposium, so the award was presented on her behalf by Professor Eberhard Zrenner. The Dodt adjudication panel also commended Matthew Lee, Monash University, Australia, for his paper entitled “Skewness of the distribution of normal ERG values and implications for calculation of the normal range”.



The Dawson Memorial Lecture: Professor Xiong Li Yang



**Professor Xiong Li Yang (left),
introduced by Professor Ido Perlman**

The 3rd William Dawson Lecture was given by Professor Xiong Li Yang. Judyth Dawson was not able to attend the Symposium, and Ido Perlman introduced the 2013 recipient as follows:

“When Patricia asked me to introduce this year’s laureate of the Bill Dawson Lectureship, I was thrilled. Before I introduce my good friend Professor Xiong-Li Yang, I want to say a few words about Bill Dawson, who many of you did not have the privilege to meet. Bill graduated from Vanderbilt & Florida State University, did his post-doc at the University of California, Berkeley and then returned to the University of Florida where he served as Faculty in the Department of Ophthalmology for 38 years. Bill devoted his research career to the anatomy and neurophysiology of the retina. He studied diverse topics including artificial sight technology, laser diagnostic for retinal disorders, vitamin deficiency and night blindness, glaucoma, the unusual structure of the dolphin retina and more. When he was asked

about the diversity of his projects, he used to answer ‘I am a curious person. Besides, all these projects tie in together’. His interest in visual electrodiagnostics brought him to our Society. He was very active, served as Vice President of the Americas and received the Adachi Award in 2008. Bill liked technological challenges and those of you who use the DTL electrode to record the ERG should know that ‘D’ stands for Dawson. He, Gary Trick, and Bill’s technician Carl Litzkow invented this electrode. Bill’s widow, Judyth Dawson, donates the royalties from the use of the trademark DTL to ISCEV in Bill’s memory, and these donated royalties are used for the annual Dawson Lecture. So I urge you to use these electrodes as often as you can, it is for a good cause. And, talking about the Dawson Lecture, who is a better laureate than Professor Xiong Li Yang, a giant in retinal research and a world leader in his field of interest.

Professor Yang did his undergraduate studies at Shanghai University of Science & Technology and his PhD studies in Neurosciences in Shizuoka University & National Institute for Physiological Sciences in Japan. He was a foreign fellow in the biological laboratories of Harvard and a visiting Professor at Baylor College of Medicine. He served as Director at Shanghai Institute of Physiology and is currently Professor and Director of the Institute of Neurophysiology, Fudan University.

Xiong Li was elected in 1991 to the Chinese Academy of Sciences and in 2006 to the Academy of Sciences for the developing world. I will not list all the awards and honours that Xiong Li received because it will take all the time reserved for his lecture. Let me tell you a personal story; how I met Xiong Li. In September 1986, I arrived at the John Dowling laboratory in Harvard for a sabbatical. I had years of experience of working intracellularly from horizontal cells and photoreceptors and I was sure I was the BEST. Dowling told me to go to a large dark room where a Chinese researcher was conducting an experiment on the retina of the white perch. This researcher showed me how he penetrated a horizontal cell without shining one single stimulus, because he was studying dark-adapted cells. I was shocked. He slowly advanced the micro electrode into the retina then he stopped and claimed he had impaled a cell. I was sure he was wrong but after waiting an additional 10 minutes with him in complete darkness, saw beautiful photoresponses when he started visual stimulation. This researcher was Xiong Li and from then we became good friends.

Xiong Li continued to collaborate with San Wu in Baylor and then returned to Shanghai. Professor Xiong Li Yang is better known as ‘Mr Synaptic Transmission of the Retina’. He has co-authored more than 200 publications on glutamate, GABA, glysure, receptors, effects of adaptation, colour processing and more. He knows retinal pathways better than the streets of his neighbourhood.

It is with great pleasure that I call upon Professor Xiong Li Yang, the 2013 Dawson Lecturer.”



53rd ISCEV Symposium: Ljubljana, Slovenia

On behalf of the organizing committee, we are honored to invite you to Ljubljana, Slovenia for the 52nd ISCEV Symposium, from June 23rd to 27th, 2015. The Symposium will be held at the Cultural and Congress Centre Cankarjev Dom www.cd-cc.si/en/ located in the heart of Ljubljana. This time, the ISCEV Symposium will follow the European Neuro-Ophthalmological Society www.eunosweb.org/ congress which starts on June 21st; a joint reception with EUNOS members as well as one day with a joint programme devoted to neuro-ophthalmic clinical electrophysiology is planned. Besides hosting diverse congresses, Cankarjev Dom also holds an extensive artistic program including classical music, ballet, theatre and art exhibitions. From the conference site, attendees can easily discover the cultural richness of the capital. Ljubljana is remarkable for its rich tradition, youthful vibrancy, fine architecture, cultural and historical attractions. In the numerous cafés and restaurants along the banks of the river, attendees can enjoy Slovenian cuisine and high quality wines. Ljubljana's central location makes it the perfect starting-point from which one can discover the beauties of Slovenia. North of Ljubljana, the Alps can be reached in half an hour. High mountains, emerald rivers and mountain paths offer countless opportunities for recreational sport and adventure activities. For the ISCEV Olympics and farewell dinner, we will visit Bled with its idyllic island in the middle of a glacial lake, a symbol of this region. Within just a few minutes south-west from the capital the landscape transforms into a rocky Karst with numerous underground caves. The Mediterranean coast is less than an hour away. East of Ljubljana is a land of vine and thermal springs. We look forward to hosting you in our country of extraordinary diversity within easily reached distance.

Marko Hawlina and Jelka Breclj



53rd ISCEV Symposium: Singapore

We are looking forward to welcoming you to the Lion City, Singapore, for ISCEV 2016, 13–18 August. Singapore is a premiere tourist destination in South-East Asia with the perfect mix of architecture, sports, culture and shopping, and a fascinating variety of Asian and world cuisines. The symposium will be held at The Academia's auditorium, a brand-new conferencing facility located right next to the Singapore National Eye Centre within the Singapore General Hospital campus. Nearby accommodation ranges from budget to 5-star hotels. The social program will highlight Singapore's fascinating mix of Malay, Indian, Chinese and Eurasian cultures and a Sentosa beach-side party/Olympics is planned. Accompanying people can visit Singapore Zoo and the River Safari and Adventure Cove Water Park. Estimated cost of registration: USD 450-500.

Audrey Chia & Ranjana Mathur, Singapore National Eye Centre & Eye Research Institute





Minutes of the 2013 ISCEV Membership Meeting

2013 ISCEV Membership Meeting

Thursday 17th October 2013, 13:30, Sheraton Hotel, Chongqing, China

Minutes

53 Members were in attendance.

1. Opening & welcome by the President

Patrizia Tormene convened the meeting. She thanked the efforts of Michael Bach and Ulrich Kellner for their introduction of handling registration payments through the ISCEV website and noted the tireless work of the local organizing committee. Patrizia presented news of the Society, including updates such as the online-only newsletter, the modernised flyer, and ISCEV's presence on LinkedIn, facebook and EyeWiki, and the broadening of ISCEV's audience by overlapping the 2015 Symposium with the annual meeting of the European Neuroophthalmology Society (EUNOS) in Slovenia. Patrizia expressed her wish to see visual electrophysiology tests become as accessible as possible and thanked Ruth Hamilton for her work over the year as Secretary-General.

2. Minutes of the 2012 ISCEV Membership Meeting

The minutes of the 2012 ISCEV Membership Meeting, as in the 2013 Newsletter, were adopted as a true record. There were no matters arising.

3. Report from the 2013 Symposium Organiser

Prof. Zheng Qin Yin reported a programme of 95 abstracts; 54 in nine oral sessions, and 41 in three poster sessions. Invited lecturers were Prof. Le Zheng Wu, host of the 1990 ISCEV Symposium held in Guangzhou, and herself. The Adachi Lecture was shortly to be given by Prof. Yutaka Tazawa, and the Dawson Memorial lecturer was Prof. Xiong Li Yang. 133 people had registered, including 65 ISCEV members and 19 accompanying persons. There were 29 and nine participants for the human and animal courses respectively. Six exhibiting companies were registered (Roland Consult; SIGM; Alcon; Zeiss; Clinico and Phoenix), with 30 people in total and four booths. Eight people had signed up for the post-Symposium cycling tour. Those present acknowledged Zheng Qin Yin and her team's work with a round of applause.

4. Elections

4.1. Treasurer: Patrizia Tormene thanked and said a grateful farewell to Ulrich Kellner who has served three terms as Treasurer. She noted his infinite willingness (even on sunny afternoons), his sympathy, his clarity, and promptness in examining problems and suggesting solutions. The Board nomination for Treasurer was Mathias Seeliger; a supporting statement from Ulrich Kellner was read out, and Mathias Seeliger was elected unopposed.

4.2. Director of Education: Patrizia Tormene thanked Graham Holder, who has served one term as Member at Large and acting Director of Education, and then two terms as Director of Education. She noted his widespread renown and international importance as an electrophysiology advocate and teacher. The Board nomination for Director of Education was Dorothy Thompson, who was elected unopposed.

4.3. Editor in Chief, Doc Ophthalmol: Patrizia Tormene thanked Laura Fishman who has served two terms as Editor-in-Chief noting that under her leadership, the journal had acquired a free Symposium abstract edition, free color illustrations, online submission, more pages per issue, open access for the Standards, a tripling of manuscript submissions, and an increase in impact factor to a high of 2.19 in 2010. The Board nomination for Editor-in-Chief was Carol Westall, and a short statement from Carol was read out. Pierre Lachapelle was nominated from the floor. Those two candidates were approved to go forward to an e-ballot of the whole Membership.

4.4. Member-at-large (no geographical restriction): Patrizia Tormene thanked Marko Hawlina, who has served two terms as a Member at Large, and noted he will now organise the 2015 Symposium. Nominations for Mary Johnson and Josefin Nilsson had been received. Bo Lei was nominated from the floor. A paper ballot of those members present resulted in candidates Mary Johnson and Bo Lei going forward to an e-ballot of the whole Membership.

4.5. Member-at-large (Europe & Africa): It was noted that the election of Mathias Seeliger and Dorothy Thompson to Treasurer and Director of Education (above) left the Board without a member-at-large for Europe & Africa in contravention of the by-laws. Nominations for Member-at-large for Europe & Africa were requested, and two were received from the floor: Marie Burstedt and Charlotte Reiff. Those two candidates were approved to go forward to an e-ballot of the whole Membership.

Given that Carol Westall (Member-at-large) was a candidate for Editor, these elections would leave the Board with either four or five Members-at-Large, fewer than the usual six. However, to avoid an excessive amount of change on the Board, and acknowledging that the number of Members-at-Large has fluctuated in the past, it was proposed without opposition to postpone further elections of Members-at-Large until the Boston Symposium in 2014. If any further geographical region should consequently be unrepresented, the Board would appoint a temporary Member-at-Large until the 2014 elections, as permitted in the by-laws.

All outgoing officers were thanked again for their work for the Board.

5. ISCEV Officer's Reports and matters arising

5.1. The treasurer's report was presented as in the 2013 Newsletter. It was noted that the auditors had not yet inspected the material, and that this would be undertaken following the Symposium. The membership exonerated the Treasurer based on his report in the Newsletter.



5.2. Other reports were as in the 2013 newsletter without addition.

5.3. The membership exonerated the Board.

6. Highlights from the 2012 Board meeting

6.1. iscev.org: Symposium registration and abstract submission As part of the provision of augmented central support to Symposium organisers, online Symposium registration fee payment and abstract submission were introduced via iscev.org by Ulrich Kellner with the help of Michael Bach, creating a great ISCEV asset. Both processes have a few glitches, and Members were encouraged to report problems encountered in order to make the webpages work even better next year. It was noted that this process would save ISCEV money and allow continued lower registration fees.

6.2. Changes to travel grants

The Board agreed to modify travel grants in order to support course attendance as well as symposium attendance. In the first year at least, disbursement would be based on the proportion of applications per option.

6.3. End of grants for small lab visits

The Board decided to endorse the recommendation of the Grants & Awards subcommittee and to stop these grants due to the lack of competitiveness, and relatively low benefit to the Society. The funds may be made available as travel grants. Links to other similar collaborative grants would be made available on iscev.org.

6.4. Symposium Co-ordinator (SC)

Colin Barber, SC for both 2014 (Boston) and 2015 (Ljubljana), has reported satisfactory progress with this initiative. The "Guidelines for Symposium Organisers" was being updated, and Colin had joined the consortium of members forming the Organising Committee meeting for Boston 2014 for three days of preparatory work. Prof. Eberhart Zrenner noted the importance for continuity that the SC should be a person with deep understanding of the organisation of ISCEV. Prof. Ido Perlman noted the unique spirit of the Society and that the role could only be entrusted to individuals with experience approaching that of Colin Barber. It was clarified that the role of SC would no longer (necessarily) fall to the regional VP as this had not proven workable and was outwith the agreed role of the VP.

6.5. EyeWiki

The Board have engaged with Eye Wiki, an ophthalmic wiki written by ophthalmologists <http://eyewiki.aao.org>. ISCEV is now a partnership society and is seeking ophthalmologist members to boost the electrophysiological content. Both disease specific content and techniques were identified as suitable places for additions. A volunteer to act as an informal moderator of electrophysiological content is sought.

6.6. LinkedIn and facebook

Members were informed about ISCEV's presence on social media sites LinkedIn (www.linkedin.com/groups/ISCEV-4811521) and facebook (www.facebook.com/ISCEV.org) and encouraged to join if they used these sites. It was noted that all content would continue to be available via www.iscev.org, so non-users would not miss out.

7. ISCEV Standards

Michael Bach presented an update in the absence of Daphne McCulloch, Director of Standards.

7.1. ERG: Professor Kellner is chairing the update, and had made slower progress than hoped due to time-consuming implementation of the ISCEV online systems. Members interested in contributing to the ERG Standard revision committee should contact Ulrich Kellner. It is hoped to present a revision to the membership in 2014.

7.2. VEP: Daphne McCulloch plans to prioritise committee formation and has identified potential committee chairs. Members interested in contributing to the ERG Standard revision committee should contact her.

7.3. Technical Guideline: Daphne McCulloch plans to draft the outline and to use the existing committee members to populate sub-sections.

7.4. Procedures Guidelines: Chair of the revision committee, Scott Brodie, has several draft sections, and plans to circulate a first draft following the Chongqing meeting.

8. Future ISCEV Symposia

8.5. 2014: Boston (SC: Colin Barber): Anne Moskowitz gave a detailed and enticing presentation about well-established plans for Boston 2014.

8.6. 2015: Ljubljana (SC: Colin Barber): Richard Smith as V-P Europe & Africa presented on behalf of Marko Hawlina and Jelka Breclj, noting the planned one-day overlap with the European Neuro-ophthalmology Society. This was welcomed, and members suggested joint key lectures to deliver a 'top-down' message about overlapping benefits.

8.7. 2016: Asia & Australasia (SC: to be confirmed): Two delightful invitations were presented, the first from Singapore, presented by Audrey Chia and the second from the Korean Society for Clinical Electrophysiology of Vision, led by Prof. Young-Hoon Ohn as President and presented by Prof. Chung and Dr Ahn. Both invitations will go forward to the e-ballot.

8.8. 2017: The Americas: Invitations are welcomed for selection in Boston 2014.

9. Any other business

No further business had been notified to the Secretary-General.

10. Close

The meeting closed at 15:00.

Dr Ruth Hamilton, Secretary-General, 18 Nov 2013